

PÖTTINGER NOVADISC NOVACAT X8 / V10

Mower combinations



Find out more online!



97+017.02.0811





NOVADISC / NOVACAT X8 / NOVACAT

Mower combinations

Our culture is closely linked with the development of meadows and pastures. Forage is, and always has been, the basis for survival for human beings and animals. Grassland makes an important contribution to the feeding of healthy, productive livestock. High milk yield requires the best quality forage. Pöttinger supports the principles of high quality forage with advanced technology.

The starting point for high forage quality is the careful mowing process. Best possible ground hugging, low disintegration losses and precise operation without time-consuming operator intervention are the justifiable demands made from the field. Engineering details and functions on machines contribute significantly to harvesting quality forage. First-class cutting quality, low drag resistance and high stability have given the new generation of NOVACAT and NOVADISC mowers a boost.

Quality for many years of service.



NOVACAT V10

	Page		
NOVADISC 730 / 900	4	ED "extra" dry tine conditioner (X8 / V10)	20 – 21
NOVACAT X8 / V10	5	RC "roller conditioner" (X8 / V10)	22 – 23
The cutter bar	6 – 7	NOVACAT "collector" cross conveyor belt (X8)	24 – 25
Construction and drive	8 – 9	NOVACAT 301 / 351 alpha-motion	26 – 27
NOVADISC 730 / 900	10 – 12	Intelligent operation	28
NOVACAT 301 classic	13	Technical data	29
NOVACAT X8	14 – 15	Standard & Optional Equipment	30 – 31
NOVACAT V10	16 – 19	Summary	32

NOVADISC

Lightweight mower combinations

"Make two out of one" is the motto in the development of the new NOVADISC combination for large areas. With two NOVADISC bars in combination with a front mower the working width is either 23.75' / 7.24 m or 29.26' / 8.92 m. The lightweight mowers without conditioner units can be drawn by tractors of only 85 or 100 hp.

With a clearance of 6,56' / 2.0 metres between the cutter bars, these combinations are ideal for working on curves and on slopes.



NOVACAT X8 NOVACAT V10

Mower combinations

The NOVACAT X8 or NOVACAT V10 disc mower combinations provide a powerful and economical alternative to expensive self propelled units. Our strategy is focused on developing cost-effective machines, rather than as large as possible at any price. By utilizing existing tractors to the full, the investment is repayed far sooner than expensive self-propelled mowers.

Not forgetting that the first-class cutting quality, low drag resistance and stability have boosted these mowers' ratings in their class.




The cutter bar



Longer, harder operation demands the best quality knives. Pöttinger knives are made from high-quality knife steel. Due to their optimised shape the knives glide over each other in the overlap as they counter-rotate. It is easy to change the knives quickly using the quick-change system.

Knife quick-change system – it's this easy:



The knife quick-change system is standard on all Pöttinger mowers.

A spring clip engages with the knife pin to press the knife securely against the mower disc. The solid hold ensures safety. The knife mounting pin is bolted onto the disc and can be replaced cheaply if required.

The bolt is recessed to protect it against corrosion and dirt.

Press the spring clip downwards with the knife key.

Remove the knife and insert the replacement.

... an individual dimension




Best crop flow

The heart of the new generation of disc-type mowers is the cutter bar. Pöttinger based its development on drum-type mowers technology. The increased paddle-action of the drum mower has been integrated in the disc cutter bar technology.

Contamination-free pickup and transfer of the crop are important criteria in mower technology for the careful processing of forage. The contoured shape of the conical mower discs increases the effect of the paddles on crop flow, lowering the drag resistance of the mower.

Streamlined mower discs. Forage flows through the mower easily and uniformly. Tractor power requirement is lower as a result; dynamic crop flow means the mower is operating at peak efficiency all the time.

Optimised counter chop area. The slanted leading edge of the cutter bar allows the earth to flow beneath, separating it from the crop. There is a minimal gap between the upper edge of the cutter bar and the counter-rotating knives. This means that even heavy, flattened crop, or dry unfertilised grass can be cut to the highest quality.



Tidy and uniform cut due to optimised overlap of knife paths.

The sward is protected through the design of the smooth underside of the cutter bar, rounded skids at both ends and no sharp edges.

Assembly and transmission high performance and well thought out



Designed for years of reliability

Years of experience, consistent trials and field testing paved the way for the development of the new cutter bar. Well thought-out details, high quality materials and high-tech manufacturing techniques underline its uniqueness.



Hardened mower discs

The oval, smooth mower discs are made of hardened fine-grained steel for extra long service. The sleek construction ensures power-saving crop flow.

Rotor shaft

The rotor shaft is bolted to the gear wheels. Each shaft can therefore be replaced economically if necessary.

Seal

The bearing flange and fittings are tightly sealed with a rubber O-ring seal.

Bearings

Heavy-duty, twin race angular contact bearings with a theoretical bearing spacing of 2.36" / 60 mm guarantee the best absorption of impacts – similar to a car axle.

Gear wheels

The bevel gears are arranged in a straight line and the disc gear wheels and idler gears are almost the same size (44 and 35 teeth). The bearing is subjected to less stress with an idler gear on either side. All gear wheels are hardened and ground for smooth running and a long service life. The teeth are 0.79" / 20 mm wide and there are always two teeth in contact.



Highest quality materials

Welded, inside shoe-free cutter bar made of best quality steel. Precision milled on CNC-controlled machining centre.

Skids

The wide skids are made from hardened boron steel to resist impact and prevent a build-up of earth. Standard equipment with Pöttinger of course. The skids are bolted making them easy to replace when worn. Additional wear skids can be mounted if necessary.

High cut large radius skids

High cut skids are also available to raise the cutting height to between 1.97' and 3.15' / 50 and 80 mm. The easy-to-fit high cut skids feature a large radius and wide contact area to reduce wear.

Maintenance – unrestricted access

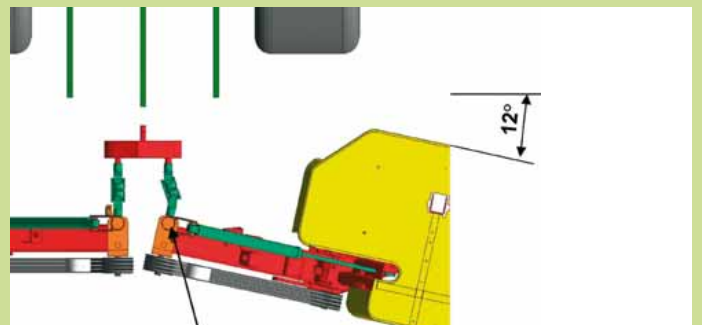
Straightforward maintenance is possible due to modular construction: bevel gears and bearings can be removed as a single unit, idler gears are also easy to remove through the large openings. It doesn't come any easier.

NOVADISC 730/900



Mechanical break away device

Consideration has also been given to collisions with obstacles. The mechanical impact protection on both sides means a swivel angle of approx. 12°. The system unlatches on impact and then when the rig is reversed a short distance the cutter bar engages again.



Lightweight mower combinations

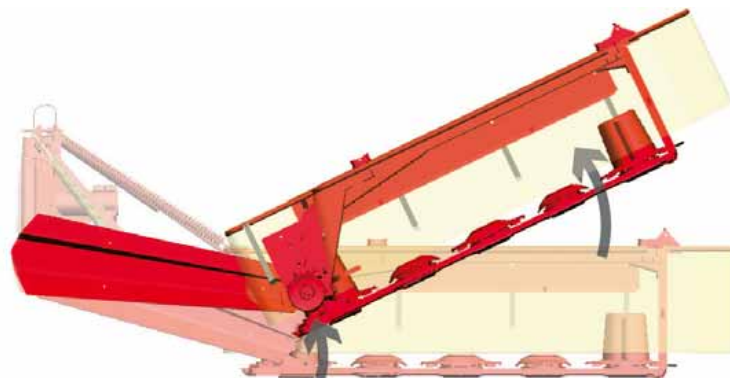
With the NOVADISC mower the grassland specialist Pöttinger has developed a new product that will lift the mowing technology market. This lightweight mower is smooth-running and tuned for high performance.

Transmission – no inside shoe

The mower's most noticeable feature is the lightweight cutter bar without an inside shoe. The cutter bar transmission is located behind the first mower disc. This enables the mower to get in and out of tight corners, and operate on rough ground, without clogging. Powerful drive belts ensure smooth running. A solid welded design for high loading capacity.



Working position – DISC lifting system



The tractor hitch does not need to be operated for lifting the mower at headlands. As a result no readjustment is required after lowering. Simply move the remote to the set height. The mower is lowered so that the outside contacts the ground slightly before the inside to protect the sward.



NOVADISC 730 NOVADISC 900



Transport and parking

Lifting is carried out via a simple control unit.

- Parallel or single lifting can be selected via a three-way valve (2 valves).
- Transport width: 9.35' / 2.85 m.
- Additional parking stands are available to save space when stowed away.
- Parking height 730: 9.5' / 2.90 m and 900: 12.14' / 3.70 m.



NOVACAT classic



The NOVADISC 730 / 900 combinations with the particularly lightweight NOVACAT 301 front classic are ideal for tractors with 85 – 100 hp. Weight reduction was the focus of development on the front-mounted disc mower NOVACAT 301 classic.

Counter springs

Weight alleviation is straightforward but effective.

- Two powerful springs ensure a uniform ground pressure over the whole width of the cutter bar. The pressure the cutter bar exerts on the ground can be adjusted quickly and easily by adjusting the length of the chain.
- The swath formers at each end of the cutter bar can be adjusted individually.



NOVACAT X8



Transport position

The two side mowers are pivoted upwards for road transport and the front-mounted mower is raised. The width of the combination during transport does not exceed three metres. Transport height can be reduced still further by folding away the side guards.



Hydraulic transport interlock as standard



Hydraulically folding side guards (optional), also available on NOVACAT alpha-motion front-mounted mower



Universal mower combinations

- **Transmission** – The mower units are powered by a central distribution gear unit. Each mower is equipped with its own overload protection.
- **Effective weight alleviation** – Two powerful springs on each mower unit guarantee a "floating cut" and ensure uniform ground pressure over the whole width of the cutter bar. The pressure the cutter bar exerts on the ground can be adjusted quickly and easily by repositioning a pin in one of 6 holes (no tools required). The front-mounted mower features integrated hydraulic weight alleviation or alpha-motion system.
- **Hydraulic ground pressure system** (optional) – The best-possible ground adaptation to protect the sward is the Pöttinger's quality standard and is achieved in the NOVACAT X8 mower combination via a hydraulic ground pressure system. This means that the ground pressure can be adjusted quickly and easily.
- **Hydraulic breakaway device** – If the mowers impact any obstacles the side mower units can pivot backwards and are brought back into working position hydraulically.
- **Operating sequence at headland turn** – A lifting cylinder is integrated into all three mowers. The tractor hitch does not need to be operated at the headland as result. And no readjustment is required after lowering.



In conjunction with a NOVACAT alpha-motion front disc mower, this results in a combination with perfect ground adaptation. "Floating cut" even on undulating ground – guaranteed soil protection and superior forage quality.

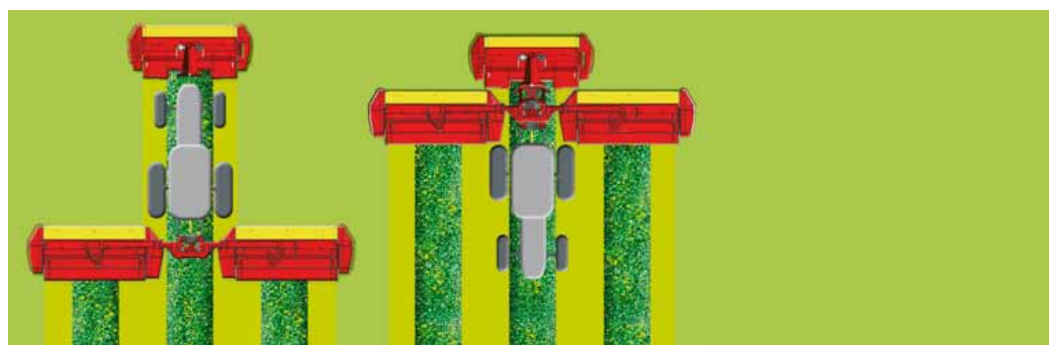
Front and rear mounted combination

- Optimum weight distribution and performance on slopes.
- Front mower suspended independently of the two side mowers.

Reverse drive combination

- rear-mounted for tractors with reverse drive systems
- with self-propelled carrier vehicles

Unobstructed view of all mowers. Highly manoeuvrable even in small areas.



NOVACAT V10

Largest mounted mower combination



As demands increase, Pöttinger sets new standards:

Flexible working width:

Unrivalled on slopes, when cornering and for mowing large areas ...

The Pöttinger NOVACAT mower combinations have already made a name for themselves on the market for their operating efficiency and reliability. Now Pöttinger has raised the performance bar even further: the new NOVACAT V10 high-capacity mower is setting new standards and is the only mower combination in its class that can be mounted on a three-point linkage.

Extremely high operating efficiency

- Optimisation of mowing width by means of variable overlap

Optimum flexibility for every operation

- Unrivalled on slopes, when cornering and for mowing large areas
- Perfect ground hugging thanks to their central mounting

Optimisation of the working width

- Two different headstocks permit a combination with 9.8' / 3.0 m or 11.5' / 3.50 m wide front-mounted mowers.
- Depending on the operating conditions, the maximum working width can be used, which greatly increases the operating efficiency of the mower.





Hydraulic floating system

- The best-possible ground adaptation to protect the sward is the Pöttinger's quality benchmark and this is achieved in the NOVACAT V10 mower combination via a hydraulic floating system. This means that the ground pressure can be adjusted quickly and easily.
- In conjunction with a NOVACAT alpha-motion front disc mower, this results in a combination with perfect ground adaptation. "Floating cut" even on undulating ground – guaranteed soil protection and superior forage quality.



NOVACAT V10

Undiluted flexibility and operating efficiency



Optimisation of the mowing width

- The special feature is the working width optimisation which permits flexible adaptation to different front-mounted mowers and to the different operating conditions on slopes, when cornering and when mowing large areas on the level.
- The difference from conventional mower combinations where the working width is fixed: these offer only a limited capability for overlap with the front-mounted mower. When cornering sharply, therefore, strips can be left unmown.
- The hydraulic lateral displacement system integrated in the extending arms permits optimisation of the working width. The mower units can therefore each be offset by 15.7" / 400 mm so that there is an overlap with the front-mounted mower of 7.9 – 23.62" / 200 – 600 mm.





Narrower transportation

- Hydraulically folding end guards as standard.
- A transport height of 13.09' / 3.99 m is thus achieved without leaving the cab.



NOVACAT X8 / V10



Tine conditioner ED

V-shaped steel tines of hardened steel guarantee a continuous flow of crop and an extended service life. The tines are mounted on rubber elements for elasticity. The tines are arranged in a spiral on the conditioner rotor.



with "extra dry" ED tine conditioner

Every farmer knows you need the best possible quality forage for dairy cattle to produce a high yield cost-effectively. More energy in the forage increases milk output at the same time as reducing the costs of concentrates.

"extra dry" – a joint development with the Institute of Agricultural Engineering (IMAG-DLO) in Wageningen (Holland) leads the way.

"extra dry" – wide spread system

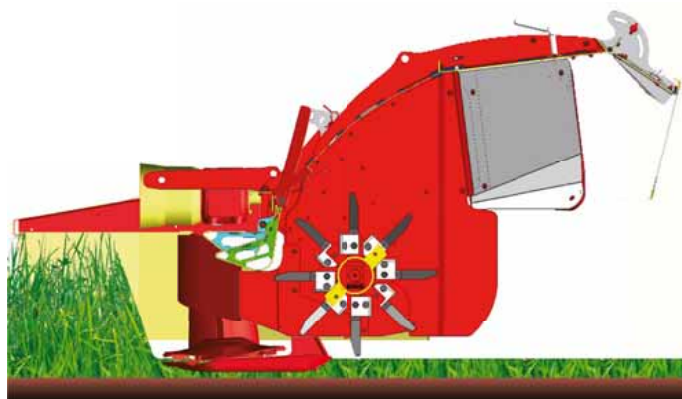
- The rotor transfers the crop past the wide spread plates. The plates distribute the flow of crop over the whole mowed width. Each plate can be adjusted individually. The forage is then deposited in a wide and airy blanket.

"extra dry" – swath formation

- The two swath boards and the outer plates are turned inwards to form a swath. The swath width is determined by the position of the plates.

Rotor drive

- Power is transmitted from the cutter bar shaft to the rotor by drive belts. No additional angular gear unit required as a result.
- The spring-loaded belt tensioner has a wide roll to adsorb power peaks effectively for jolt-free power transmission. Tension can easily be released to remove drive belts. Well protected against contact with forage.
- The conditioner speed can be adjusted to different types of forage. 940 rpm for high conditioning intensity and 710 rpm for more careful processing.



Single operator handling system available

The conditioner can easily be removed by one person if it is not required for a particular mowing operation.

- Release quick-release pins
- Remove drive belts
- Attach wheels, pull conditioner out – finished.



Rear guard

Swath formers

Roller conditioner

"extra dry" conditioner

NOVACAT X8/V10

”Roller Conditioner“ RC



Maximum power

The roller conditioner is especially suitable for lucerns and clovers due to its precision conditioning capabilities.

The new profile is spiral-shaped. The rollers intermesh to uniformly squash the stalks and produce a uniform blanket of forage. Both rollers are driven.

- Driven by a drive belt on the bottom roller (1000 rpm) and a chain to the top roller
- The upper roller is height adjustable.
- The roller gap is adjustable.
- The conditioner pressure can be adjusted on both sides via coil spring adjusters.





Reliable and durable

- The robust central tube has a diameter of 5.51' / 140 mm and a wall thickness of 5.6 mm.
- The polyurethane roller profile with an external diameter of 7.87' / 200 mm is vulcanised onto the central tube.
- The conditioner profiles are harder than rubber and therefore wear rates are reduced. The segments cannot twist.
- The stub shafts are bolted and therefore easy to replace if necessary.
- Chain lubrication via oil pump (lubrication on lifting at headlands)



NOVACAT X8

with "collector" cross conveyor belt

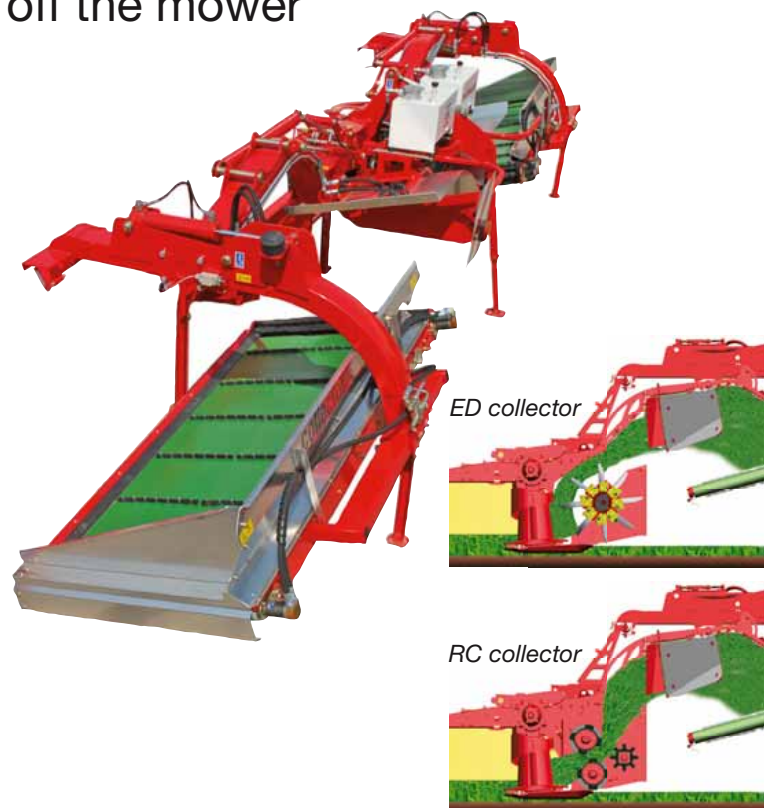


Taking the load off the mower

Versatility is in demand throughout harvest time. Pöttinger's large coverage mowers offer you high performance plus variable swath placement. The mower combinations can be equipped with a cross conveyor belt.

The conveyor belts are equipped with their own hydraulic power pack so to ensure there is no strain on the tractor's hydraulics. Infinitely-variable conveyor speed control and accelerator roller available for collector.

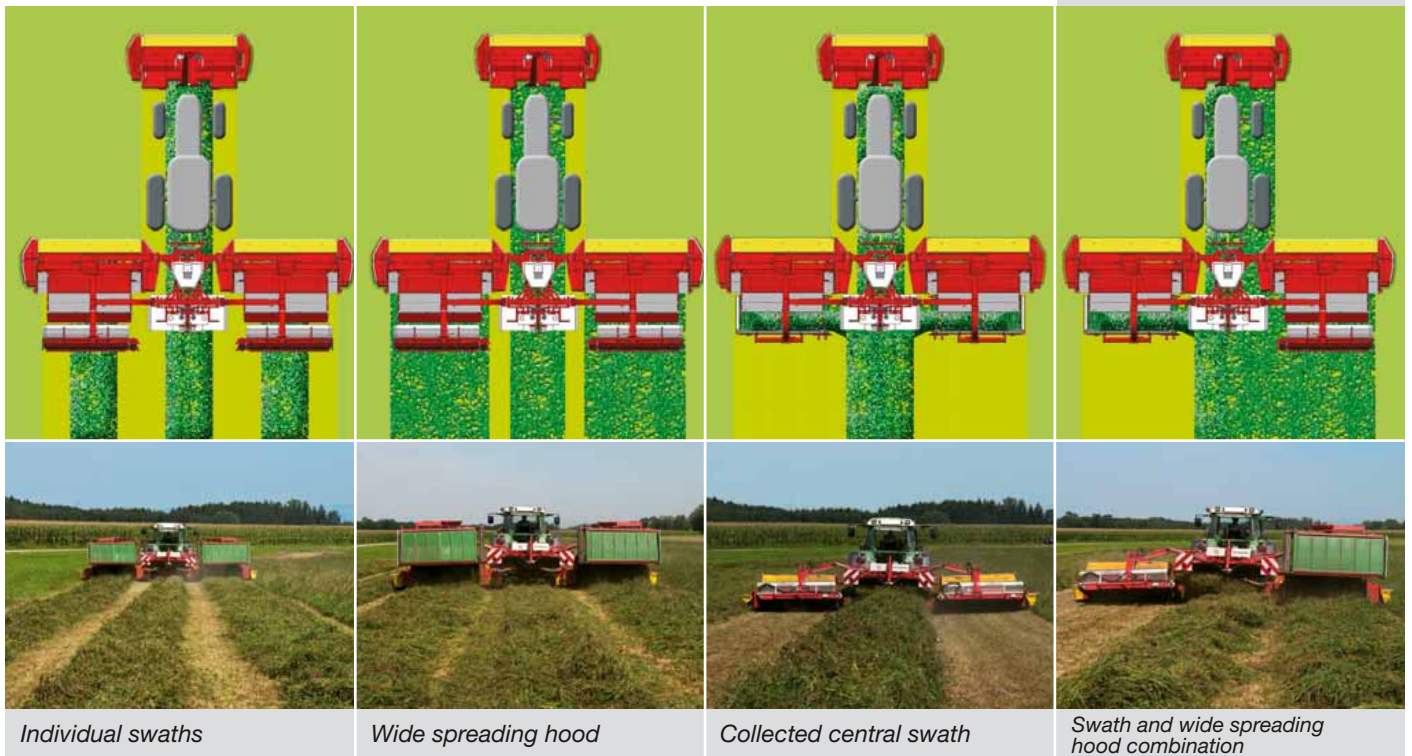
The cross conveyor hitches up to the existing three-point linkage and only requires a few minutes to remove and park on its own supports. This reduces weight considerably during mowing without the conveyor belts. When fitted, the weight of the two conveyor belts is alleviated using adjustable springs. This system does not influence the ground hugging performance of the mower units.





Lower harvesting costs with the combined swath and wide spreading hood
Swathing work can be reduced by up to 40% using a TOP 1252 C swather with a cross conveyor belt fitted with individual lift.

Variable swath placement



Individual swaths

Wide spreading hood

Collected central swath

Swath and wide spreading hood combination

NOVACAT alpha-motion

Front-mounted mowers



The advantages of "alpha-motion":

Alpha-motion, the recently developed front technology, heralds a new age of disc and drum mowers. The mower can be hitched to any tractor of between 60 and 360 hp – regardless of model and size. The various different front linkages have no effect on the suspension and ground tracking of the front mower unit.

Particular attention was paid to providing a good view of the mowing area. It takes just a few minutes to hitch up.

- Mower can float by +/- 9.84" / 250 mm, or 19.69" / 500 mm in total, above or below the tractor's front wheel level.
- Angle of inclination of cutter-bar self-adjusts by +12° upwards, -9° downwards, so significantly less risk of soil damage and reduces wear.
- Higher speeds can be reached – without having to remove the mowing unit.
- Optimum protection of turf and machine.
- Clearance of 13.78" / 350 mm on headland turns and transport setting.
- Outstanding design provides perfect view of the mowing area.
- Mower unit moves almost vertically, small slide paths on the drive shaft and significantly lower dynamic loads.



*Unique transverse oscillation
Transverse oscillation of
+/- 16° is made possible by
ball-and-socket joints in the
connection rods.*



”alpha-motion“ – Hitch-on rack for front mower

Behind the new Alpha-motion front technology are the well-thought-out kinematics of the support frame. In contrast to ”state-of-the-art“ drawn rack systems, the support frame itself reacts to every unevenness of the terrain, as well as the connection rods. The mower unit is also raised when there is an incline and lowered for downhill slopes.

Result: unique adaptation to the terrain, which protects both turf and machine

- Two large springs are built in to the hitch-on rack. The springs ensure an even release of the mowing unit over a distance of 20" / 500 mm. A simple, yet highly effective release for all types of use.
- The geometry of the hitch-on rack is designed so that the center of gravity in all working positions is as close as possible to the tractor.



Intelligent operation



NOVACAT X8

Select Control

The electronic Select Control pre-selection control panel is fitted as standard.

The individual lift of both mower units and the transport interlock can be preselected. (Single-acting hydraulic connection)

Power Control (optional)

This easy-to-use electronic control panel offers: Individual belt lift for the mower units, headland management, hydraulic ground pressure system adjustment, hydraulic folding side guard, transport interlock. Hour counter is integrated.

NOVACAT X8 collector

Power Control

Easy-to-use control panel as standard (ISOBUS-capable)

Belt lift, with side mowers or individually, and adjustment of the belt speed (optional). Headland management, hydraulic ground pressure system adjustment, hydraulic folding side guard, transport interlock.

Hour counter is integrated.

The display shows the current status of the machine. Load-sensing control optionally available.

ISOBUS

future-safe operation

ISOBUS-compatible systems enable the farmer to control all mounted and trailed machines from one operating terminal – regardless of the brand of machine. The system has clear advantages: clear overview when operating all machines from a single terminal, supervision of operating status, automation of working steps and efficient data collation and processing.

NOVADISC – electrical

pre-selection switch

Optionally equipped for individual lift of side mowers via an electrical pre-selection switch and two single-acting connections.

Technical data



NOVACAT Mower combinations

	Working width ft / m	Discs	Coverage acres/h / ha/h	Min. tractor power	Weight ED lb / kg	Weight RC lbs / kg
NOVADISC 730	23.8 / 7.24	2 x 6	17.3 / 7.0	63 kW / 85 hp	2780 / 1260	
NOVADISC 900	29.3 / 8.92	2 x 8	27.1 / 11.0	74 kW / 100 hp	3350 / 1520	
NOVACAT X8	27.2 / 8.30	2 x 7	24.7 / 10.0	103 kW / 140 hp	3970 / 1800	
NOVACAT X8 ED / RC	27.2 / 8.30	2 x 7	24.7 / 10.0	118 kW / 160 hp	4850 / 2200	5290 / 2400
NOVACAT X8 collector	27.2 / 8.30	2 x 7	24.7 / 10.0	132 kW / 180 hp	7055 / 3200	7275 / 3300
NOVACAT V10	28.74 - 31.36 / 8.76 - 9.56	2 x 8	29.7 / 12.0	118 kW / 160 hp	5070 / 2300	
NOVACAT V10 ED / RC	28.74 - 31.36 / 8.76 - 9.56	2 x 8	29.7 / 12.0	118 kW / 160 hp	5995 / 2720	6390 / 2900
front mower 11.48 / 3.50	30.11 - 32.74 / 9.18 - 9.98	2 x 8	29.7 / 12.0	118 kW / 160 hp	5995 / 2720	6390 / 2900




NOVACAT front-mounted

	Working width ft / m	Discs	Coverage acres/h / ha/h	Swath width ft / m	Min. tractor power	Weight lbs / kg
301 classic	9.9 / 3.04	7	7.4 / 3.0	3.6-6.9 / 1.1-2.1	44 kW / 60 hp	1480 / 670
301 alpha-motion	9.9 / 3.04	7	7.4 / 3.0	3.6-6.9 / 1.1-2.1	44 kW / 60 hp	1885 / 855
301 alpha-motion ED / RC	9.9 / 3.04	7	7.4 / 3.0	5.2-8.2 / 1.6-2.5	52 kW / 70 hp	2270 / 1030
351 alpha-motion	11.4 / 3.46	8	7.4 / 3.0	6.6-9.5 / 2 - 2.9	52 kW / 70 hp	2180 / 990
351 alpha-motion ED / RC	11.4 / 3.46	8	7.4 / 3.0	6.6-9.5 / 2 - 2.9	59 kW / 80 hp	2635 / 1195


All data not binding, features may vary from country to country.

Equipment



	Standard mounting	Mounting Cat III	Outer swath disc	Inner swath disc
NOVADISC 730 / 900	Cat. II	Width 2 <input type="checkbox"/>	<input type="checkbox"/>	<input type="checkbox"/>
NOVACAT X8	Cat. III, width 2	Width 3 <input type="checkbox"/>	■	■
X8 ED / RC / collector	Cat. III, width 2	Width 3 <input type="checkbox"/>	<input type="checkbox"/>	<input type="checkbox"/>
NOVACAT V10	Cat. III, width 3	■	■	■
V10 ED / RC	Cat. III, width 3	■	<input type="checkbox"/>	<input type="checkbox"/>
NOVACAT classic	Weiste, Cat. II	-	■	■
NOVACAT alpha-motion	Weiste, Cat. II	-	■	■
alpha-motion ED / RC	Weiste, Cat. II	-		

■ = Standard, □ = Option








	ED conditioner	RC conditioner	Rear guard	Hydraulic folding side guards
NOVADISC 730 / 900	-	-	<input type="checkbox"/>	-
NOVACAT X8	<input type="checkbox"/>	<input type="checkbox"/>	■	<input type="checkbox"/>
X8 ED / RC / collector	ED	RC	ED / RC <input type="checkbox"/>	collector ■
NOVACAT V10	○	○	■	■
V10 ED / RC	ED	RC	<input type="checkbox"/>	■
NOVACAT classic	-	-	■	<input type="checkbox"/>
NOVACAT alpha-motion			■	<input type="checkbox"/>
alpha-motion ED / RC	ED	RC		<input type="checkbox"/>






■ = Standard, □ = Option

Optional equipment X8

- PTO 1 3/4" 20 spline
- PTO 1 3/8" 21 spline
- PTO 1 3/4" 6 spline
- Load-sensing

- Single swath placement for collector
- Speed control for collector
- Additional roller for collector
- Add-ons for alpha-motion
- Hitch-on rack for front mower

Additional swath disc	Wear skids	High-cut skids	Preselect system for individual lifting	Power Control
				
-	<input type="checkbox"/>	<input type="checkbox"/>	<input type="checkbox"/>	-
<input type="checkbox"/>	<input type="checkbox"/>	<input type="checkbox"/>	-	<input type="checkbox"/>
<input type="checkbox"/>	<input type="checkbox"/>	<input type="checkbox"/>	-	collector ■
<input type="checkbox"/>	<input type="checkbox"/>	<input type="checkbox"/>	-	■
<input type="checkbox"/>	<input type="checkbox"/>	<input type="checkbox"/>	-	■
<input type="checkbox"/>	<input type="checkbox"/>	<input type="checkbox"/>	-	-
<input type="checkbox"/>	<input type="checkbox"/>	<input type="checkbox"/>	-	-
	<input type="checkbox"/>	<input type="checkbox"/>	-	-

710 rpm for conditioner	Quick-release for conditioner	Trolley for conditioner	Parking stands	Lighting
				
-	-	-	<input type="checkbox"/>	■
<input type="checkbox"/>	<input type="checkbox"/>	<input type="checkbox"/>	<input type="checkbox"/>	■
ED <input type="checkbox"/>	<input type="checkbox"/>	<input type="checkbox"/>	<input type="checkbox"/>	■
<input type="checkbox"/>	<input type="checkbox"/>	<input type="checkbox"/>	-	■
ED <input type="checkbox"/>	<input type="checkbox"/>	<input type="checkbox"/>	-	■
-	-	-	-	<input type="checkbox"/>
			-	<input type="checkbox"/>
ED <input type="checkbox"/>	<input type="checkbox"/>	<input type="checkbox"/>	-	<input type="checkbox"/>

All data not binding, features may vary from country to country.



Supreme service

You can rely on us.

Wherever they are in the world, our customers can rely on a fully developed network of sales and service partners. This close proximity to the customer guarantees fast delivery of spare parts and also ensures professional machine setup and handover by qualified specialists. We are on hand wherever you happen to be.

Our range of professional services:

- Original Inside parts. 24-hour ordering service online.
- Long-term stock of spare parts.
- Expertise through regular training – For professional personnel.
- and much more...

... find out more from your Pöttinger partner, or visit www.poettinger.at!



www.poettinger.at

Alois Pöttinger
Maschinenfabrik GmbH
 Industriegelände 1
 A-4710 Grieskirchen
 Phone: +43 (0) 7248/600-0
 E-mail: landtechnik@poettinger.at

Alois Pöttinger UK Ltd
 St Marks Road, Corby
 Northamptonshire NN18 8AN
 England
 Phone: +44 (0) 844 561 0644
 E-mail: info@pottingeruk.co.uk
www.pottingeruk.co.uk

Poettinger Canada Inc.
 650, Route 112
 St-Cesaire, J0L 1 T0, PQ
 Phone: (450) 469-5594
 E-Mail: sales.canada@poettinger.ca
 Web: www.poettinger.ca

Poettinger US Inc.
 393 Pilot Drive
 Valparaiso, IN 46383
 Phone: (219) 510-5534
 E-mail: sales.us@poettinger.us
www.poettinger.us

Poettinger Australia P/L
 15 Fordson Road
 Campbellfield, VIC 3061
 Phone: +61 3 9359 2969
 E-mail: sales.au@poettinger.com.au
www.poettinger.com.au

Importer for Ireland:
T. Traynor & Sons Ltd.
 Cashel Road, Clonmel
 Co. Tipperary
 Phone: +353 (0) 52 / 257 66
 E-mail: info@traynor.ie

Importer for New Zealand:
Origin Agroup
 PO Box 673, 57 Hautapu Road
 Cambridge – New Zealand
 Phone: +64 7 823 7582
 E-mail: info@originagroup.co.nz
www.originagroup.co.nz

Importer for South Africa:
Valtrac Parys (Pty) Ltd.
 Chr. Water & Buiten Street
 9585 Parys
 Phone: +27 (0) 56 817 7338 / 7308
 E-mail: sales@valtrac.co.za
www.valtrac.co.za